

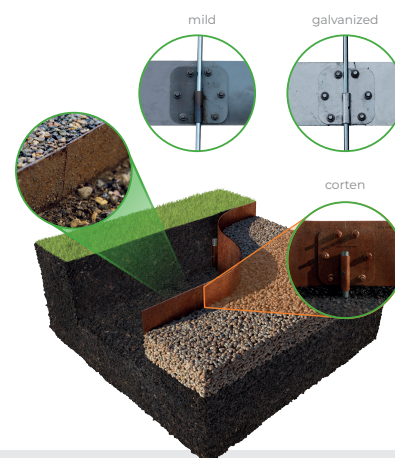
CORE DATUM EDGE

The solution for heavy-duty edging

Built for the trade, by the trade

INFO

- + Designed for commercial landscaping projects
- + Ideal for tough ground conditions and demanding environments
- + Suitable for corners as well as straight and curved shapes
- + Aesthetic: no visible fixtures
- + Easy to cut on-site
- + Secure fastening thanks to long anchoring pins
- + DatumLock™ locking system allows for precise microadjustments of the edging height
- + No preformed spikes, offering versatile usage
- + Partially recycled / 100% recyclable




TECHNICAL SPECIFICATIONS




- + **FINISH:** galvanized steel, mild steel and corten steel
- + **HEIGHT:** 150 mm
- + **LENGTH:** 2200 mm
- + **THICKNESS:** 3 mm
- + **WEIGHT:** 10 kg/piece

APPLICATIONS

For edging of

- + Lawns
- + Paving
- + Driveways
- + Commercial projects
- + ...

Subscribe to the ECCOproducts YouTube channel for product and installation videos. 

Want to receive all the latest information and news on our product range, like or follow our other social media channels.   

ECCO  **PRODUCTS**